



DAV PUBLIC SCHOOL
Arya Samaj Mandir Campus Rajauli
Summer Vacation Holiday Homework



DAV PUBLIC SCHOOL
RAJAU LI

HAPPY
Summer
VACATION

HOLIDAY HOMEWORK 2026-27

Learn • Explore • Create • Grow

ACTIVITIES AT A GLANCE



MINDFULNESS

Cultivate calm, focus and inner strength through yoga & well-being practices.



MUSIC

Explore rhythm, melodies & expressions that nurture creativity and confidence.



DANCE

Move to express! Celebrate culture & build grace, discipline and self-confidence.



SPORTS

Build teamwork, stamina & resilience through exciting games & challenges.



SKILL

Enhance creativity & problem-solving through hands-on, project-based learning experiences.

“ Learning beyond books...
Discovering your best self. ”



READ



CREATE



EXPLORE



ACHIEVE



GROW

This Summer, I Will:

- Read with curiosity
- Create with passion
- Stay active & healthy
- Learn with joy



DAV PUBLIC SCHOOL
Arya Samaj Mandir Campus Rajauli
Summer Vacation Holiday Homework

General Instructions for Summer Vacation Holiday Homework

1. Complete all holiday homework neatly in a separate notebook/file as instructed by the subject teacher.
2. Write your name, class, section, and roll number clearly on every notebook/project.
3. Maintain neat handwriting and proper presentation.
4. Do the work regularly. Avoid completing everything at the last moment.
5. Use only blue/black pen and pencil wherever required.
6. Draw diagrams, charts, and pictures neatly and color them properly.
7. Read the questions carefully before answering.
8. Revise the syllabus daily for better learning and retention.
9. Spend some time reading newspapers, story books, and general knowledge books.
10. Practice speaking politely and helping your parents at home.
11. Maintain cleanliness and follow a healthy daily routine.
12. Avoid excessive use of mobile phones, television, and video games.
13. Complete practical and creative activities sincerely.
14. Submit the holiday homework on the reopening day positively.
15. Enjoy your vacation, stay safe, and make good use of your time.





DAV PUBLIC SCHOOL
Arya Samaj Mandir Campus Rajauli
Summer Vacation Holiday Homework

Class: LKG







Class Teacher : Kalpana Kumari

SUBJECT	HOMEWORK/ASSIGNMENT	PROJECT
HINDI	Q1. 'क से ज' तक पाँच बार चाट पेपर पर लिखिए। Q2. क अक्षर की कहानी याद करें। Q3. 'खत और गमला' का चित्र बनाकर रंग भरिए।	Q1.. व्यंजन अक्षर पर आधारित मछली का प्रोजेक्ट बनाए।
ENGLISH	Q1. Write Capital alphabets from A to Z with colourful beads in the yellow chat paper. Q2. Draw a picture of an apple 🍏 and colour. Q3. Read 'a and b' sound story. Q4. Draw a picture of 'duck' and colour.	Q1. Make a project of Traffic light.
MATHS	Q1. Write Forward Counting from 1 to 20 by using big size bindi. Q2. Draw five pictures of big and small . Q3. Draw a picture of Candle and colour.	Q1. Make a project of shapes.

DAV PUBLIC SCHOOL
Arya Samaj Mandir Campus Rajauli
Summer Vacation Holiday Homework

Class: UKG.

Class Teacher : RASHMI KUMARI


SUBJECT	HOMEWORK/ASSIGNMENT
HINDI	<p>स्वर वर्ण को चार्ट पेपर पर अलग अलग रंगों से लिखिए।</p> <p>चित्र देखकर सही अक्षर चुनो।</p> <div style="display: flex; justify-content: space-around; align-items: center;"> <div style="text-align: center;">  <p>छतरी गमला</p> </div> <div style="text-align: center;">  <p>अनार गमला</p> </div> </div> <div style="display: flex; justify-content: space-around; align-items: center; margin-top: 20px;"> <div style="text-align: center;">  <p>अनार पपीता</p> </div> <div style="text-align: center;">  <p>बारिश पपीता</p> </div> </div> <div style="display: flex; justify-content: space-around; align-items: center; margin-top: 20px;"> <div style="text-align: center;">  <p>चिड़िया पपीता</p> </div> <div style="text-align: center;">  <p>गमला चिड़िया</p> </div> </div>

DAV PUBLIC SCHOOL
Arya Samaj Mandir Campus Rajauli
Summer Vacation Holiday Homework

चित्र के नीचे दिए हुए शब्द में से सही शब्द लिखो।





















आम



तालाब तारा सात कान नाक दादा हाथ आम छाता चाय
जाल




DAV PUBLIC SCHOOL
Arya Samaj Mandir Campus Rajauli
Summer Vacation Holiday Homework

ENGLISH	<p>Write phonic sound from a to z letter on A 4 size paper and learn .</p> <p>Draw five pictures from a vowel sound on chart paper and colour them.</p> <p>Draw and colour sense organs on a 4 size paper.</p> <p style="text-align: center;">Body Missing Letters Worksheet</p> <p style="text-align: center;">Look at each body part picture and fill in the missing letters to spell the name of each body part correctly.</p> <table border="1" style="width: 100%; text-align: center;"><tr><td> _ye</td><td> h_nd</td></tr><tr><td> foo_</td><td> n_se</td></tr><tr><td> _ar</td><td> mo_th</td></tr></table>	 _ye	 h_nd	 foo_	 n_se	 _ar	 mo_th
 _ye	 h_nd						
 foo_	 n_se						
 _ar	 mo_th						
MATHS	<p>Write counting from 1 to 50.</p> <p>Draw and colour a big and a small object,a tall and a short object on A 4 size paper.</p> <p>Circle and colour the picture which one is taller.</p>						

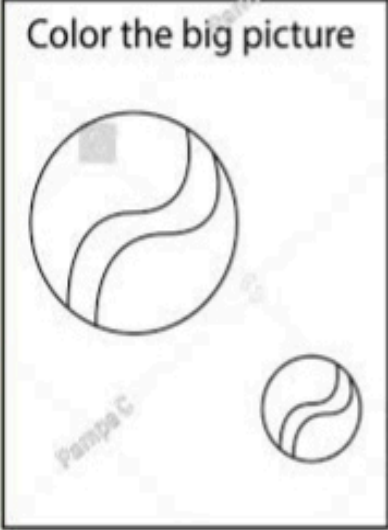

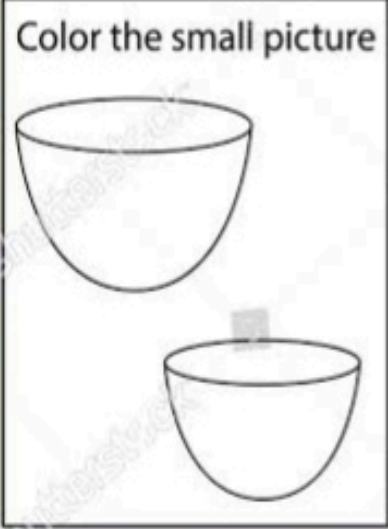
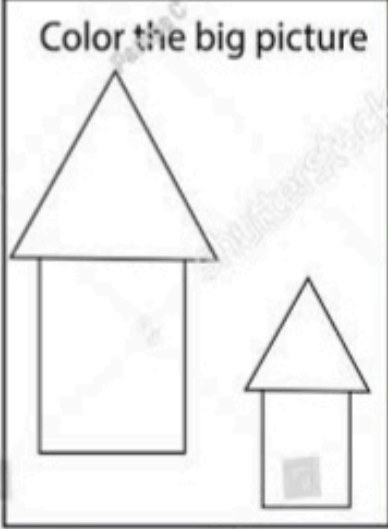


DAV PUBLIC SCHOOL
Arya Samaj Mandir Campus Rajauli
Summer Vacation Holiday Homework



DAV PUBLIC SCHOOL
Arya Samaj Mandir Campus Rajauli
Summer Vacation Holiday Homework

Big - Small

<p>Color the big picture</p> 	<p>Color the small picture</p> 
<p>Color the small picture</p> 	<p>Color the big picture</p> 



DAV PUBLIC SCHOOL
Arya Samaj Mandir Campus Rajauli
Summer Vacation Holiday Homework



Class:I.

Class Teacher: NISHA SWAROOP

SUBJECT	HOMEWORK/ASSIGNMENT	PROJECT
HINDI	<p>क. 'राजा बेटा' कविता याद करें। ख. आ, इ, ई, की मात्रा वाले दस शब्द लिखें। ग. दस पेज सुलेख लिखें।</p> <p>भाषा अभ्यास — पेज नंबर 12 से 15 बनायें।</p>	<p>इ और ई की मात्रा वाले दस चित्र चार्ट पेपर पर चिपकाए।</p>
ENGLISH	<p>1. Write 'ee' & 'll' sound 10 words. 2. Learn and write five lines about ' The Pet'. 3. Make a birthday cake 🍰 with the help of colour paper. 4. Complete your fair copy up to lesson-5.</p>	<p>1. Draw and paste the picture of things used in summer season on the chart paper.</p>



DAV PUBLIC SCHOOL
Arya Samaj Mandir Campus Rajauli
Summer Vacation Holiday Homework

<p style="text-align: center;">MATHS</p>	<p>1. Write 1 to 50 numbers in words. 2. Write and learn 2 to 5 tables. 3. Write ordinal number (1 to 10). 4. Draw and paste Big-small, Tall-short, More-less, objects on a scrapbook.</p> 	<p>1. Make a project on the topic of shapes.</p>
<p style="text-align: center;">EVS</p>	<p>1. Write five lines about yourself. 2. Write the name of ten body parts. 3. Remember all Q/A from lesson - 1 to 3.</p>	<p>1. Draw or paste different types of food that we should eat and avoid.</p>
<p style="text-align: center;">G.K</p>	<p>1. Write the names of 10 fruits, vegetables and birds .</p>	<p>1. Draw or paste picture of water  animals in chart paper.</p>
<p style="text-align: center;">M.ED</p>	<p>क. सफलता के चार मंत्र लिखें। ख. अपने जीवन में तीन शब्दों का उपयोग जानना। बड़ो से मिलने पर नमस्कार कहें। सहायता ले तो धन्यवाद कहें। गलती होने पर माफी मांगना।</p>	



DAV PUBLIC SCHOOL
Arya Samaj Mandir Campus Rajauli
Summer Vacation Holiday Homework

Class: II.

Sec: A and B

SUBJECT	HOMEWORK/ASSIGNMENT	PROJECT
हिंदी भाषा अभ्यास	पाठ 1 2 3 4 के सभी प्रश्न और उत्तर को लिखे और याद करें सीखो कविता को चार्ट पेपर पर सुंदर और साफ अक्षरों में लिखे और याद करें 10 पेज सुलेख लिखें। पेज नंबर 45 को कॉपी में लिखे और याद करें	अपना चित्र चिपक कर अपने बारे में पांच पंक्तियां लिखें
ENGLISH	1) Learn word meaning of Lesson:-1 and 3 2) Do page no 13 in copy 3) Draw a Puss and write ' The little Pussy'. 4) Draw and paste the picture of five naming words.	Make a nest with a bird in it.
MATHS	1) Draw a picture of ordinal number (1st to 10 th) 2) Do page no 19 ,20 , 21 , 22 in copy.	Make an abacus model with the help of beads.
EVS	Write and remember all the Q/A of lesson -1,2and 3. Write five lines about yourself .	Draw or paste pictures of 10 body parts . Draw or paste five sense organs on a chart paper .
M.ED	ओम का चित्र बनाकर उसमें रंग भरे। अपनी मां का चित्र बनाकर उनके बारे में दो लाइन लिखे। किन्ही पांच ऐसे कार्यों के बारे में सोच कर लिखिए जो आपकी मां आपके लिए प्रतिदिन करती है।	



DAV PUBLIC SCHOOL
Arya Samaj Mandir Campus Rajauli
Summer Vacation Holiday Homework

Class: III.

SEC: A and B

SUBJECT	HOMEWORK/ASSIGNMENT	PROJECT							
HINDI	1. पाठ 2 और 3 का प्रश्न उत्तर कॉपी में बनाए । 2. विलोम शब्द का प्रोजेक्ट चार्ट पेपर पर बनाएं । 3. 10 पेज सुलेख लिखें ।	संज्ञा पर आधारित पेड़ का प्रोजेक्ट बनाएं ।							
ENGLISH	1. Write and learn objectives + questions answers of chapter- At the zoo. 2. Write 1 page writing daily.	1. Paste the picture of your favourite pet animal and write 5 lines about it. (in A4 sheet)							
MATHS	1. Write and learn table from 2 to 15. 2. Number Hunt: Find 5 four-digit numbers from car number plates or bike plate. Write their Number Name and Expanded Form. 3. Do worksheet 1,2,3 of Addition chapter in Hw copy.	Make an abacus model with the help of beads.							
SCIENCE	<div style="border: 1px solid black; padding: 5px;"> <p>Name: _____ 16 Curriculum Connection PL3.1</p> <h3 style="text-align: center;">Parts of a Plant - Leaves</h3> <p>What Are Leaves? Leaves are an important part of the plant that hang off the stem and petioles of a plant. Leaves have little holes in them that allow water and air to come and go.</p> <p>Main Jobs - Leaves Leaves make food for the plant. They do so by:</p> <ol style="list-style-type: none"> Bringing in a lot of sunshine because they are flat Bringing in water from rain into the plant Make food by combining light, water, and carbon dioxide through the process of photosynthesis <p>Eating Leaves You should not eat leaves from a tree, but some leaves are good for us. Spinach, mint, and lettuce are all examples of leaves we commonly eat.</p> <div style="display: flex; justify-content: space-between;"> <div style="width: 45%;"> <p>Word Search Find the words!</p> <table border="1" style="font-size: small;"> <tr><td>Leaf</td><td>Stem</td><td>Node</td><td>Petiole</td></tr> <tr><td>Internode</td><td>Light</td><td>Food</td><td>Water</td></tr> </table> <p>O V E I P P Y F E D Q K O N L E A F D A G X O T T T V E R S F O J E H I H N N U O S T R G O F O F R O R X N I L V P Y B D E Q O L E S T E M P T A D W W Q J N G R A V E D O N H G S I W P N V J J R C O</p> </div> <div style="width: 45%;"> <p>Questions Answer the questions</p> <p>1) How do leaves make food? _____ _____ _____</p> <p>2) Can we eat leaves? Explain. _____ _____ _____</p> </div> </div> </div>	Leaf	Stem	Node	Petiole	Internode	Light	Food	Water
Leaf	Stem	Node	Petiole						
Internode	Light	Food	Water						



DAV PUBLIC SCHOOL
Arya Samaj Mandir Campus Rajauli
Summer Vacation Holiday Homework

SOCIAL SCIENCE	1 Draw a political map of India and show 5 states 2 Find out the name of your great grandparents and where they live? 3 What was the occupation of your great grandparents?	Find out about Sunita Williams and prepare an information chart about her . que
M.ED	1. गायत्री मंत्र को शुद्ध शुद्ध दो बार लिखें । 2. आर्य समाज के पांच नियम लिखकर याद करें ।	दयानंद सरस्वती का चित्र बनाकर उस पर पांच पंक्ति लिखे
COMPUTER	Q1.Enjoy the video at the link given below:- https://youtu.be/RxDjImMHM5g Q2.Draw the parts of the computer notebook. (hint-KeyBoard,Mouse,Scanner,Monitor) Q3.Learn the uses of computers given on Page-20 in the book. Complete the pending work done so far. Revise the chapter-1 bookwork and notebookwork. Emphasize on the difficult words and learn their spelling	



DAV PUBLIC SCHOOL
Arya Samaj Mandir Campus Rajauli
Summer Vacation Holiday Homework

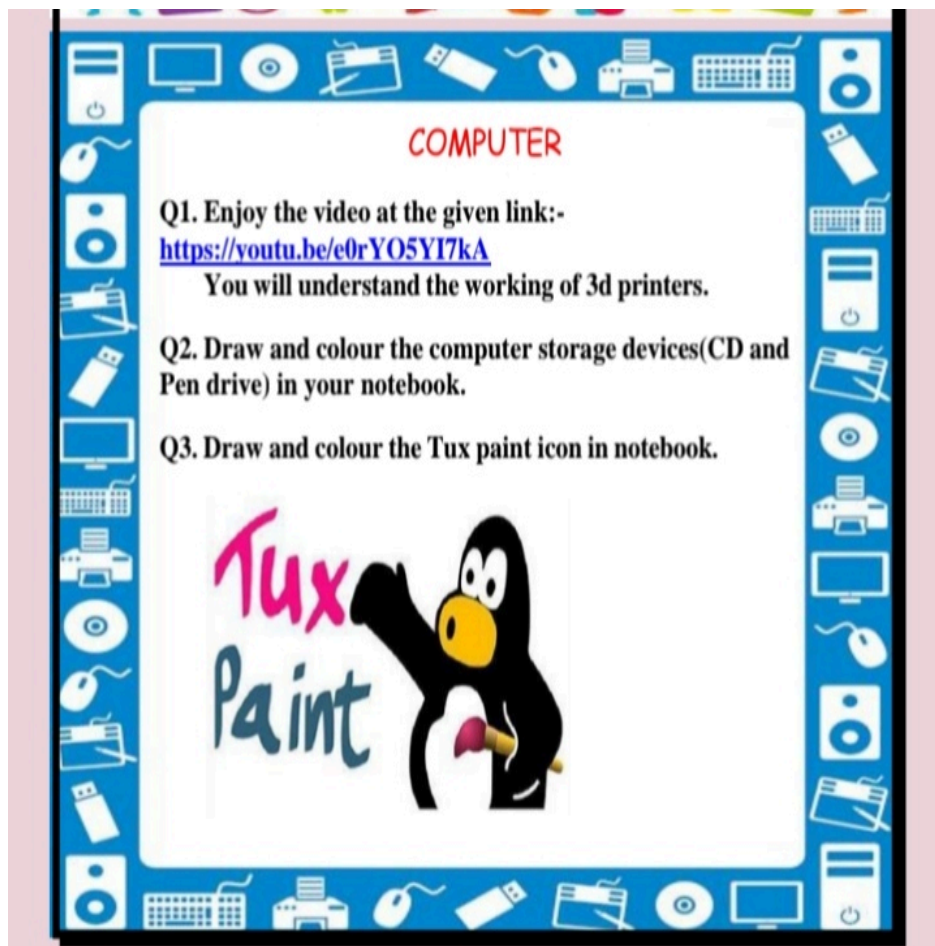
Class: IV.

Sec: A and B

SUBJECT	HOMEWORK/ASSIGNMENT	PROJECT
HINDI	1. पाठ एक से पांच तक सभी प्रश्नों को बनाएं 2 तीस पन्ना सुलेख लिखें 3. वर्ण किसे कहते हैं उदाहरण सहित याद करें। 4 उल्टा पुल्टा कविता याद करें।	गांधी जी के तीन बंदर का चित्र बनाकर उनके पाठ लिखें।
ENGLISH	1. Write and learn Question answer + objectives of chapter - Mix up at birth. 2. write 1 page writing daily.	1. Project- Make a sorry card for your best friend.
MATHS	1. Solve B.T of unit:-2. 2. Solve worksheet-1 and 2 of unit:-3. 3. Complete your maths notes.	1. Draw a Place Value chart of 6 - digit numerals, use color paper. 2. Working model of successor and Predecessor. 3. Write the importance of mathematics in our daily life.
SCIENCE	1. Make a model of teeth using clay and peanuts. 2. Draw labelled diagram of (a) Plant (b) Tongue (c) Digestive System in scrap book.	1. Paste four medicinal products obtained from plants on an A4-sized sheet.
SOCIAL SCIENCE	Prepare a family album. Write down a small poem or few lines about any three family members 2 Name a family celebration that you enjoy the most and explain the reason for the same.	3 Visit a blind School, a school for hearing and speech impaired children or an old age home. Watch carefully. How did the visit sensitise you to their needs.
M.ED	1. गायत्री मंत्र शुद्ध - शुद्ध लिखें। 2. आर्य समाज के पांच नियम चार्ट पेपर पर लिखें। 3. सफलता पाने के पांच नियमों को लिखें।	चार्ट पेपर पर पेड़ का चित्र बनाकर उसके फायदे लिखें।

DAV PUBLIC SCHOOL
Arya Samaj Mandir Campus Rajauli
Summer Vacation Holiday Homework

COMPUTER




COMPUTER

Q1. Enjoy the video at the given link:-
<https://youtu.be/e0rYO5YI7kA>
You will understand the working of 3d printers.

Q2. Draw and colour the computer storage devices(CD and Pen drive) in your notebook.

Q3. Draw and colour the Tux paint icon in notebook.





DAV PUBLIC SCHOOL
Arya Samaj Mandir Campus Rajauli
Summer Vacation Holiday Homework

Class: V.

Sec: A and B

SUBJECT	HOMEWORK/ASSIGNMENT	PROJECT
HINDI	पाठ 1 से लेकर 3 तक माधुरी तथा अभ्यास के सभी प्रश्नों को बनाएं। बीस प्रति सुलेख लिखें। सर्वनाम किसे कहते हैं भेद उदाहरण सहित लिखकर याद करें। पेड़ का महत्व लेख लिखें।	आप पेड़ पौधों का संरक्षण कैसे करेंगे। चार्ट पेपर पर सचित्र बनाएं।
ENGLISH	English Literature • Monday Morning Blues – A.5 (i) to (ii) – Page no. 7 • The Tale of a Tail – B.7 (i) to (ii) Practice Book • Nouns – Worksheet II & IV – Page no. 3 & 5	
SANSKRIT	प्रश्न 1. संस्कृत में अपना परिचय लिखकर याद कर लायें। प्रश्न 2. 1 से 20 तक संस्कृत संख्याएं लिखें एवं याद करें। प्रश्न 3. पाठ 1 से 3 तक के सभी शब्दार्थ फेयर कॉपी में लिखकर याद करें।	1. सुन्दर लेखन में शिष्टाचार के शब्द संस्कृत में हिन्दी एवं अंग्रेजी अर्थ सहित चार्ट पेपर पर लिखें। 2. पाँच फूलों एवं पाँच पक्षियों के चित्र बनाकर उनके संस्कृत नाम एवं हिन्दी अर्थ लिखें।
MATHS	1. Solve BT of chapter 1 2. Update the homework copy by solving examples and all questions of worksheets	Make a colourful place value chart in Indian system and International system on a A- 4 paper.
SCIENCE	1. Draw the Human Digestive System on chart paper Label the Mouth, Oesophagus, Stomach, Small Intestine, Large Intestine, and Anus. 2. Write Q/A (short and long) of My body in Summer vacation Hw copy. 3. Complete and revise the notes of My body.	1. Plant 5–6 kidney beans (Rajma) or Moong dal in a small pot or a disposable cup ON THE CHART PAPER The Diagram: Draw the stages of germination of Seed .



DAV PUBLIC SCHOOL
Arya Samaj Mandir Campus Rajauli
Summer Vacation Holiday Homework

SOCIAL SCIENCE	<ol style="list-style-type: none">1. Learn and write two times, questions answers of chapter no - 1,2 and 3.2. Do map skill questions of chapter no - 2 and 3.	<ol style="list-style-type: none">1. Make a model of a stilt house.
COMPUTER	<ol style="list-style-type: none">1. Draw the pictures of 4 hard disks .2. Write the difference between ram and rom.3. Draw the pictures of ram and rom.4. Draw the pictures of windows 10. <p>Name the two types of computer memory. Give example</p>	



DAV PUBLIC SCHOOL
Arya Samaj Mandir Campus Rajauli
Summer Vacation Holiday Homework



Class: VI.

Sec: A and B

SUBJECT	HOMEWORK/ASSIGNMENT	PROJECT
HINDI	<p>1 चार्ट पेपर पर घास-फूस के घर तथा पालतू पशुओं का सुंदर चित्र बनाकर गाँव के प्राकृतिक जीवन का वर्णन कीजिए।</p> <p>2 चार्ट पेपर पर पर्यावरण संरक्षण को दर्शाने वाला एक आकर्षक चित्र बनाइए तथा उसके महत्व को लगभग 100 शब्दों में लिखिए।</p> <p>3 चार्ट पेपर पर गर्मियों में पशु-पक्षियों की सहायता के लिए किए जाने वाले कार्यों को चित्र सहित प्रस्तुत कीजिए।</p>	
ENGLISH	<p>1. Complete fair copies of literature and grammar and revise properly.</p> <p>2. Prepare separate lists of 25 Regular Verbs and 25 Irregular Verbs with their Present (V1), Past (V2), and Past Participle (V3) forms. Learn all the forms thoroughly.</p> <p>Note: Do this task in your English grammar copy.</p>	<p>1.Parts of Speech Chart File: Prepare colourful charts with examples of:</p> <ul style="list-style-type: none">● Noun● Pronoun● Verb● Adjective● Adverb● Preposition● Conjunction● Interjection <p>Students can add pictures and self-made sentences.</p>
SANSKRIT	<p>प्रश्न-(1) प्रथम पाठ से संस्कृत-वर्णमाला की विस्तृत व्याख्या करते हुए फेयर बनायें व याद कर लायें। प्रश्न-(2) प्रथम पाठ का पूरे शब्दार्थ याद करें। प्रश्न-(3) 1 से 30 तक संस्कृत संख्याएं लिखें।</p>	<p>1. पाठ्यपुस्तक पृष्ठ संख्या -1 पर दिया चित्र मंत्र सहित बनायें। 2. पाँच-पाँच पक्षियों एवं पशुओं के संस्कृत नाम के साथ चित्र बनायें।</p>
MATHS	<p>1.Solve BT of chapter 1 2.Update the homework copy by solving examples and all questions of worksheets</p>	<p>Define the following on a A -4 paper. Natural number, Whole number, Even number, Odd number, Prime number, Composite Number.</p>



DAV PUBLIC SCHOOL
Arya Samaj Mandir Campus Rajauli
Summer Vacation Holiday Homework

SCIENCE	Learn Definitions and Keywords of Ch- 1,2,3. Write the Q/A of Ch- 3 in H.W Copy. Learn the Q/A of Ch- 1,2,3. Paste thermocol balls on cardboard to show the structure of Solid, Liquid and Gas.	
SOCIAL SCIENCE	<ol style="list-style-type: none">1. Learn and write two times, questions answers of chapter no - 1, 8 and 21.2. Do map skill questions of chapter no - 1, 8 and 21.	<ol style="list-style-type: none">1. Make a model of a solar system.
COMPUTER	<div style="border: 1px solid black; padding: 10px;"><p>DAV PUBLIC SCHOOL, RAJAU LI ARYA SAMAJ MANDIR CAMPUS SUMMER VACATION HOLIDAY HOME WORK Class: VI & Sec - ____</p><p>NAME : _____ ROLL NO. : _____</p><hr/><p style="text-align: center;">COMPUTER</p><p>Q1. Learn the following terms:-</p><ol style="list-style-type: none">a. Bootingb. System softwarec. Kioskd. Antivirus Utilitye. GUI<p>Q2. What do you understand by Presentation software? Give some examples for presentation software.</p><p>Q3. Draw and colour the open office.org icon and impress icon.</p><p>Complete the pending work done so far.</p><p>Revise the chapter-1 book work.</p><p>Emphasize on the difficult words and learn their spellings.</p><p style="text-align: center;">Generated by  OPPOAI</p></div>	



DAV PUBLIC SCHOOL
Arya Samaj Mandir Campus Rajauli
Summer Vacation Holiday Homework

Class: VII.

Sec: A and B

SUBJECT	HOMEWORK/ASSIGNMENT	PROJECT
HINDI	<p>1 चार्ट पेपर पर घास-फूस के घर तथा पालतू पशुओं का सुंदर चित्र बनाकर गाँव के प्राकृतिक जीवन का वर्णन कीजिए।</p> <p>2 चार्ट पेपर पर पर्यावरण संरक्षण को दर्शाने वाला एक आकर्षक चित्र बनाइए तथा उसके महत्व को लगभग 100 शब्दों में लिखिए।</p> <p>3 चार्ट पेपर पर गर्मियों में पशु-पक्षियों की सहायता के लिए किए जाने वाले कार्यों को चित्र सहित प्रस्तुत कीजिए।</p>	
ENGLISH	<ol style="list-style-type: none">1. Complete fair copies of literature and grammar and revise properly.2. Get the Tense Chart shared in your whatsapp group printed and learn all structures.	Poster Making: Make a colourful poster on any one topic: <ul style="list-style-type: none">• Save Water• Clean India• Say No to Plastic• Importance of Reading
SANSKRIT	<p>प्रश्न(1) प्रथम पाठ का फेयर बनायें। प्रश्न (2) 1से 50 तक संस्कृत संख्याएं लिखें व स्मरण करें। प्रश्न(3) नम्, गम्, लिख्, पठ्, हस् का लट् लकार धातुरूप लिखकर याद कर लायें।</p>	1. महर्षि दयानन्द सरस्वती जी का जीवन-परिचय सहित चित्र बनायें।
MATHS	<ol style="list-style-type: none">1. Solve BT of chapter 12. Update the homework copy by solving examples and all questions of worksheets.	Represent Natural number, Whole number, Integer and Rational number by drawing circles on a chart paper.
SCIENCE	<ol style="list-style-type: none">1. Learn the Keywords, Hardwords and Definition from L- 1,3 & 5.2. Write the formulas and symbols of Ch-3.3. Write the Q/Ans of Ch-3	4. Draw the diagrams of Land breeze & Sea breeze on Bio file.
SOCIAL SCIENCE	<ol style="list-style-type: none">1. Prepare a coloured diagram showing different spheres of the environment2. In a political map of world, identify and locate the countries visited by Marco polo	3 Do you extend a helping hand to the people who are not as fortunate as you are ? If Yes, how ? If No,



DAV PUBLIC SCHOOL
Arya Samaj Mandir Campus Rajauli
Summer Vacation Holiday Homework

		What is your future plan?
COMPUTER	<p>1. Write a short note on the history of computers. Also explain why Charles Babbage is known as the father of the modern day computers .</p> <p>2. Explain the main difference between all the four generation computers.</p> <p>3. Explain the following latest technological trends that are innovating in the digital era</p> <p>i) Big Data</p> <p>ii) Wearable Devices</p> <p>iii) Mind Reading Machines.</p>	

Class: VIII.

Class Teacher: RAHUL PRATAP SINGH

SUBJECT	HOMEWORK/ASSIGNMENT	PROJECT
HINDI	<p>1 चार्ट पेपर पर घास-फूस के घर तथा पालतू पशुओं का सुंदर चित्र बनाकर गाँव के प्राकृतिक जीवन का वर्णन कीजिए।</p> <p>2 चार्ट पेपर पर पर्यावरण संरक्षण को दर्शाने वाला एक आकर्षक चित्र बनाइए तथा उसके महत्व को लगभग 100 शब्दों में लिखिए।</p> <p>3 चार्ट पेपर पर गर्मियों में पशु-पक्षियों की सहायता के लिए किए जाने वाले कार्यों को चित्र सहित प्रस्तुत कीजिए।</p>	
ENGLISH	<p>English Literature</p> <ul style="list-style-type: none">• Three Questions – B(a) (i) to (ii)• Granny’s Tree Climbing – B(a) (i) to (iii)• Diary Entry on behalf of Granny. <p>Practice Book</p> <ul style="list-style-type: none">• Tenses – Worksheets 5, 9 and 14, as well as Tense Chart to be done in the copy itself.• Reported Speech / Narration – Worksheets 3 and 7.	
SANSKRIT	<p>प्रश्न(1) लिङ् और उपसर्ग को पारिभाषित करते हुए उदाहरण दें।</p>	<p>1. “अहम् नदी अस्मि” शिर्षक देकर नदी का चित्र बनाइए एवं उसकी व्याख्या संस्कृत में</p>



DAV PUBLIC SCHOOL
Arya Samaj Mandir Campus Rajauli
Summer Vacation Holiday Homework

	<p>प्रश्न(2)पठ् धातु का लट्,लङ्,लृट्, लोट्, विधिलिङ् लकारों में रूप लिखकर स्मरण करें।</p> <p>प्रश्न(3) किम् सर्वनाम शब्दरूप तीनों लिंगों में लिखकर याद करें।</p> <p>ध्यातव्य: प्रथम पाठ का अभ्यास एवं फेयर प्रश्नोत्तर पूर्ण हों व पूर्णरूपेण स्मरण रहें।</p>	<p>किजिए।</p> <p>2.महर्षि दयानन्द सरस्वती जी का चित्र सहित जीवन-परिचय संस्कृत में लिखिए।</p> <p>3.चार्ट पेपर पर प्रथम-पाठ का किन्हीं एक श्लोक को संस्कृत भावार्थ सहित लिखें।</p>
MATHS	<ol style="list-style-type: none"> 1. Solve B.T of square and square roots. 2. Solve B.T of cube and cube roots. 3. Solve B.T of unit:- 04. 4. Complete your maths notes. 	<ol style="list-style-type: none"> 1. WRITE BIOGRAPHY OF AN INDIAN MATHEMATICIAN AND MENTION HIS/HER CONTRIBUTION IN THE FIELD OF MATHEMATICS. 2. ART INTEGRATION ACTIVITIES:- EXPLORE TRIANGULAR NUMBERS USING DOT PATTERNS.
SCIENCE	<p>1.A force of 200 N is applied to an area of 4 m². Calculate the pressure. If the same force of 200 N is now applied to a smaller area of 2 m², what happens to the pressure? Calculate and explain the result.</p> <p>2.Do it in fair copy</p> <p>.a)Why do heavy trucks have 6 to 8 tires instead of just 4?</p> <p>b)Why are the straps of your school bag made wide rather than thin strings?</p> <p>c)Why do camels walk easily on sand while we sink?</p> <p>3. Complete and revise notes of Force chapter.</p>	<p>1.Create a "Family Tree" of Forces on a chart paper. Divide them into Contact Forces and Non-Contact Forces . Give real-life examples (e.g., a magnet picking up pins, a ball stopping due to friction).</p>
SOCIAL SCIENCE	<ol style="list-style-type: none"> 1. Prepare a pictorial chart showing the classification of resources giving at least a suitable example of each category or resource 2. Collect the popular slogans used during the freedom struggle of india and write them on playcards. 3. Draw world map on chart 	<p>4 Learn from internet about Indian federal structure and how it is different from usa federal structure</p> <p>5 Learn about Fundamental rights and duties .</p>



DAV PUBLIC SCHOOL
Arya Samaj Mandir Campus Rajauli
Summer Vacation Holiday Homework

	paper	
COMPUTER	<p>Q1. Fill in the blanks</p> <ol style="list-style-type: none"> A group of interconnected computers is called a _____. The full form of LAN is _____. _____ is used to connect computers wirelessly. The Internet is the largest _____ in the world. A device used to connect networks is called a _____. HTML stands for _____. HTML documents start with _____ tag. The title of a webpage is written inside the _____ tag.
 tag is used for _____. tag is used to insert _____. <p>2. Write True or False</p> <ol style="list-style-type: none"> WAN covers a small geographical area. Wi-Fi is a wireless technology. HTML is used for networking. Modem helps in internet connection. The Internet and WWW are the same. HTML is a programming language. <p> tag is used to create paragraphs. <body> contains visible content of the webpage. Closing tags are not required in HTML. <h1> is the largest heading tag. <p>3. Short Answer Questions</p> <ol style="list-style-type: none"> What is a computer network? Define LAN and WAN. What is the use of a modem? What is the Internet? Write any two advantages of networking. 	<p>Activity</p> <ol style="list-style-type: none"> Create an HTML webpage on: “My School” Your webpage should contain: <ul style="list-style-type: none"> School Name Introduction Heading Tags Text Formatting Ordered List Unordered List Image Background Color Write the HTML Code and find the output. <pre> <html> <head> <title>My School</title> </head> <body bgcolor="lightblue "> <h1>DAV Public School Rajauli</h1> <p>Welcome to my school webpage.</p> <h2>Facilities</h2 > Computer Lab Library Smart </pre>



DAV PUBLIC SCHOOL
Arya Samaj Mandir Campus Rajauli
Summer Vacation Holiday Homework

	<p>6. What is HTML? 7. Write the basic structure of an HTML document. 8. What is the use of <title> tag? 9. Explain heading tags in HTML. 10. What is the difference between ordered and unordered lists?</p>	<pre>Classes <h2>Activities</h2 > Sports Science Exhibition Cultural Program </body> </html></pre>
--	---	---